

Peer Comparables and Analysis

HXXXX - MA-PD Contract

A measure-by-measure review of this contract's **measure-level performance** against the average of:

- All 4+ rated contracts,
- All rated D-SNP contracts
- All rated contracts operating in your state, and
- All contracts rated 3.5 through 4.5 with 10-15,000 members

Confidential and Proprietary for Hyperlift, Inc., 2018

Peer Analysis

We conducted a peer analysis of this contract to identify new opportunities for improvement based on this contract's performance relative to other chosen contracts in market.

The results are below.

Peer Review:

Overall

Peer Review: Overall

Below is a high level summary of the number of measures that underperformed / outperformed the average of **all 4+ rated plans** by measure and measure groupings.

Overall	Part C	Part D	CAHPS	HEDIS
30 / 10	22 / 5	8 / 5	5 / 4	14 / 0

Below is a high level summary of the number of measures that underperformed / outperformed the average of **all rated contracts in your state** overall by measure and measure groupings.

Overall	Part C	Part D	CAHPS	HEDIS
28 / 12	20 / 7	8 / 5	4 / 5	13 / 1

Below is a high level summary of the number of measures that underperformed / outperformed the average of **all rated D-SNP contracts** overall by measure and measure groupings.

Overall	Part C	Part D	CAHPS	HEDIS
23 / 15	16 / 10	7 / 5	2 / 7	10 / 4

Below is a high level summary of the number of measures that underperformed / outperformed the average of **all contracts rated 3.5 - 4.5 with between 10,000 and 15,000 members** overall by measure and measure groupings.

Overall
25 / 12

Part C
18 / 8

Part D
7 / 4

CAHPS
4 / 5

HEDIS
10 / 4

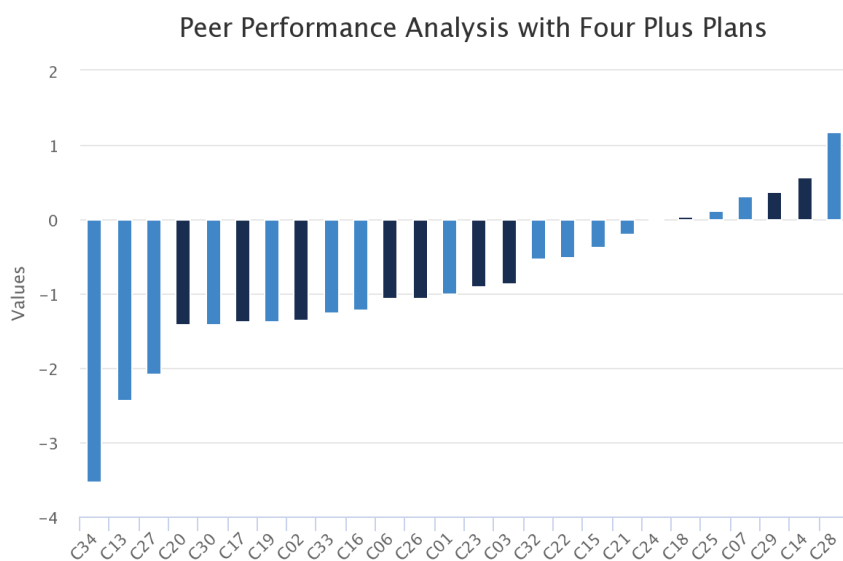
Peer Review:

Part C

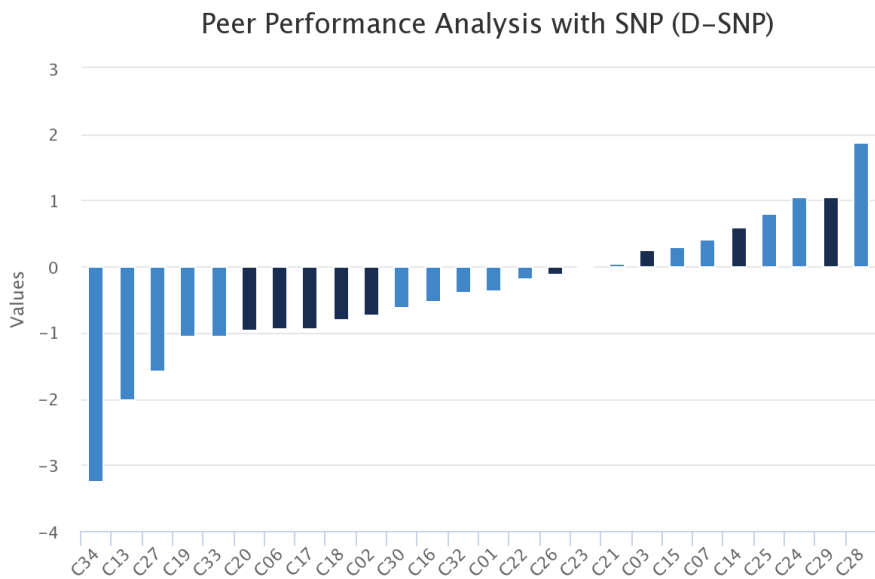
Peer Review: Part C

The left side indicates underperforming measures and the right shows the measures that outperformed this peer group.

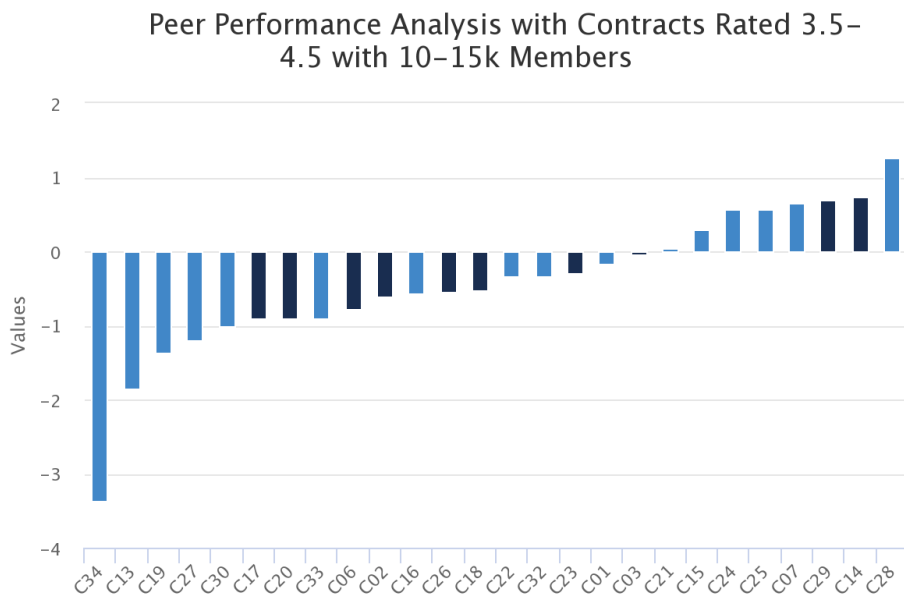
The chart below shows the **Part C measures** for this contract and how they performed (on a Star rating basis) compared to the average of **all 4+ rated plans** in market.



The chart below shows the **Part C measures** for this contract and how they performed (on a Star rating basis) compared to the average of **all rated D-SNP contracts** in market.



The chart below shows the **Part C measures** for this contract and how they performed (on a Star rating basis) compared to the average of **all contracts rated 3.5 - 4.5 with between 10,000 and 15,000 members**.



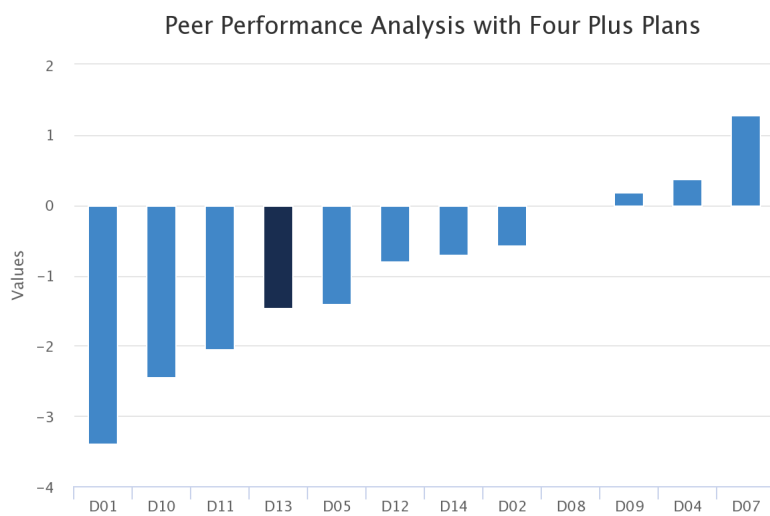
Peer Review:

Part D

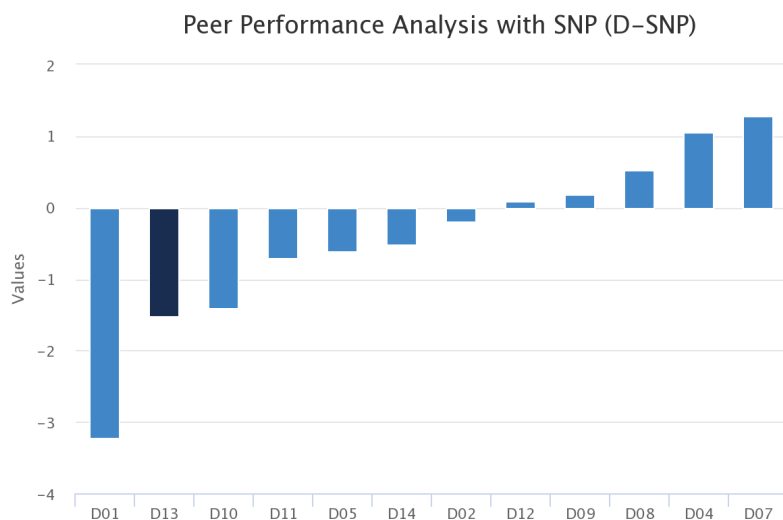
Peer Review: Part D

The left side indicates underperforming measures and the right shows the measures that outperformed this peer group.

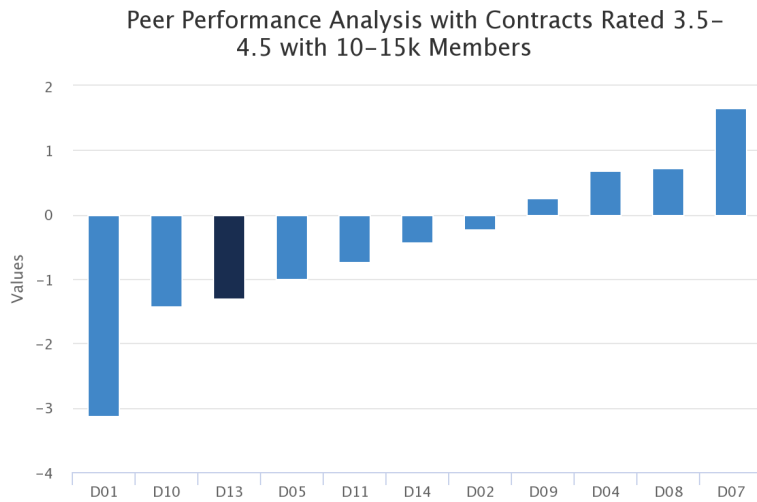
The chart below shows the **Part D measures** for this contract and how they performed (on a Star rating basis) compared to the average of **all 4+ rated plans in market**.



The chart below shows the **Part D measures** for this contract and how they performed (on a Star rating basis) compared to the average of **all rated D-SNP contracts** in market.



The chart below shows the **Part D measures** for this contract and how they performed (on a Star rating basis) compared to the average of **all contracts rated 3.5 - 4.5 with between 10,000 and 15,000 members.**

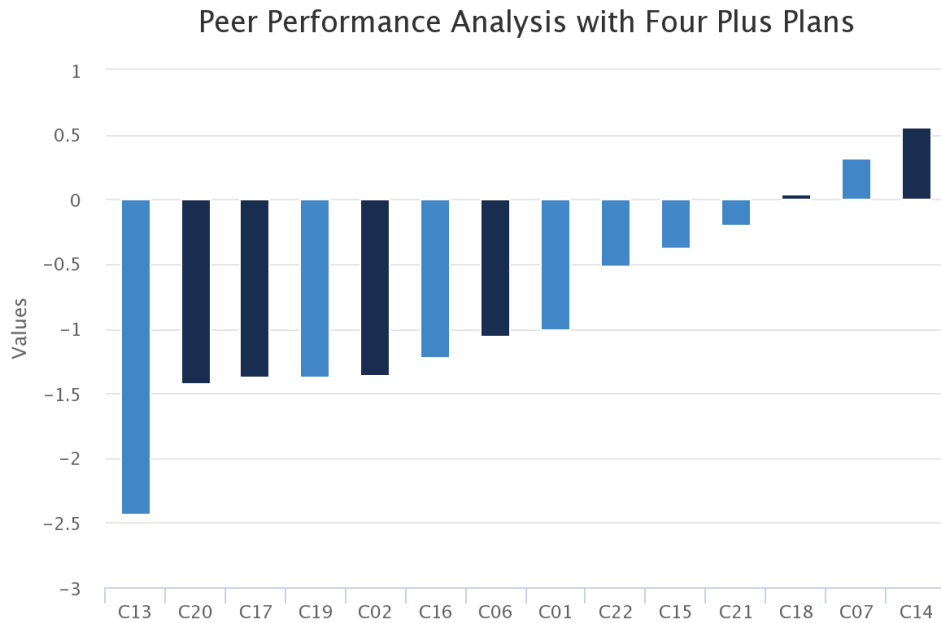


Peer Review:

HEDIS

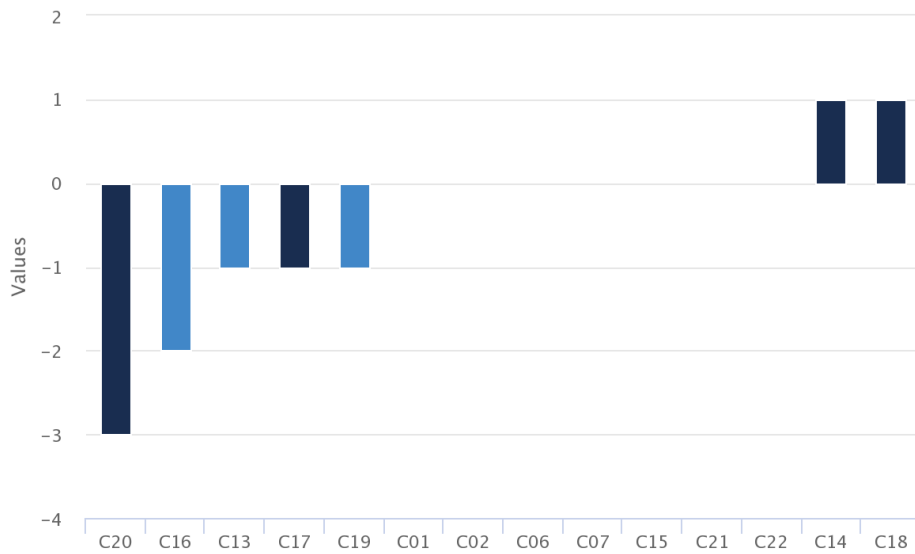
Peer Review: HEDIS

The chart below shows the **HEDIS** measures for this contract and how they performed (on a Star rating basis) compared to the average of **all 4+ rated plans in market**.



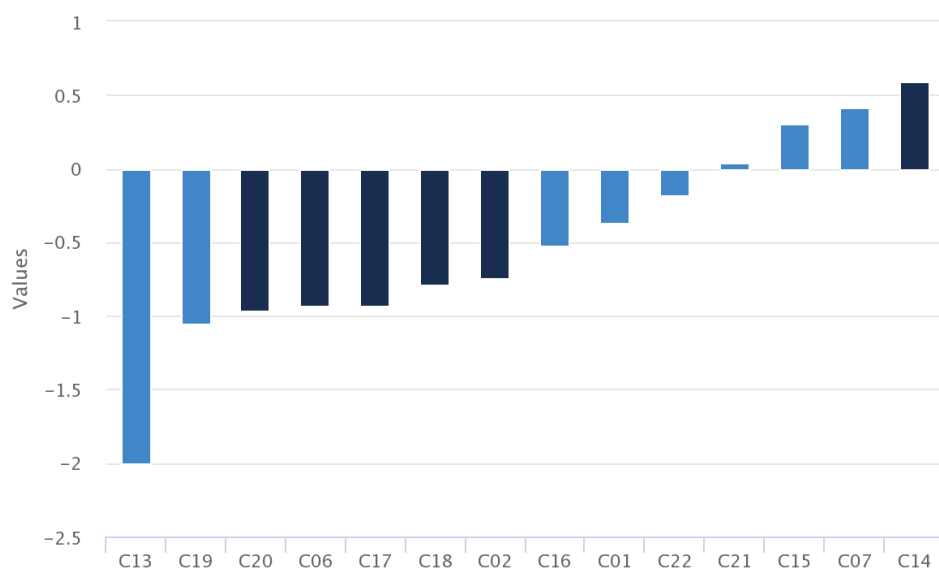
The chart below shows the **HEDIS measures** for this contract and how they performed (on a Star rating basis) compared to the average of the **all rated contracts in your state**.

Peer Performance Analysis with Missouri –

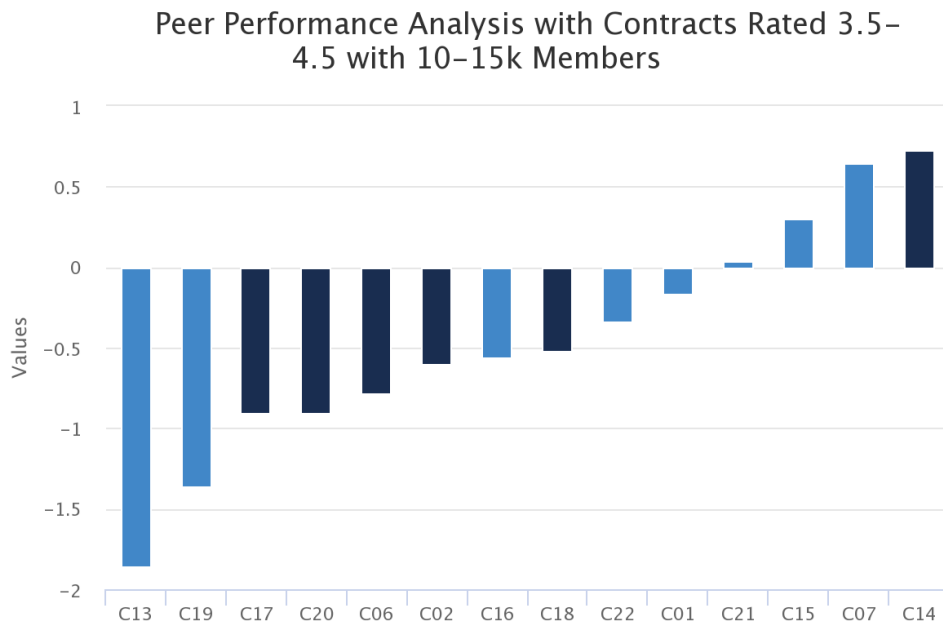


The chart below shows the **HEDIS measures** for this contract and how they performed (on a Star rating basis) compared to the average of **all rated D-SNP contracts in market**.

Peer Performance Analysis with SNP (D-SNP)



The chart below shows the **HEDIS measures** for this contract and how they performed (on a Star rating basis) compared to the average of **all contracts rated 3.5 - 4.5 with between 10,000 and 15,000 members.**

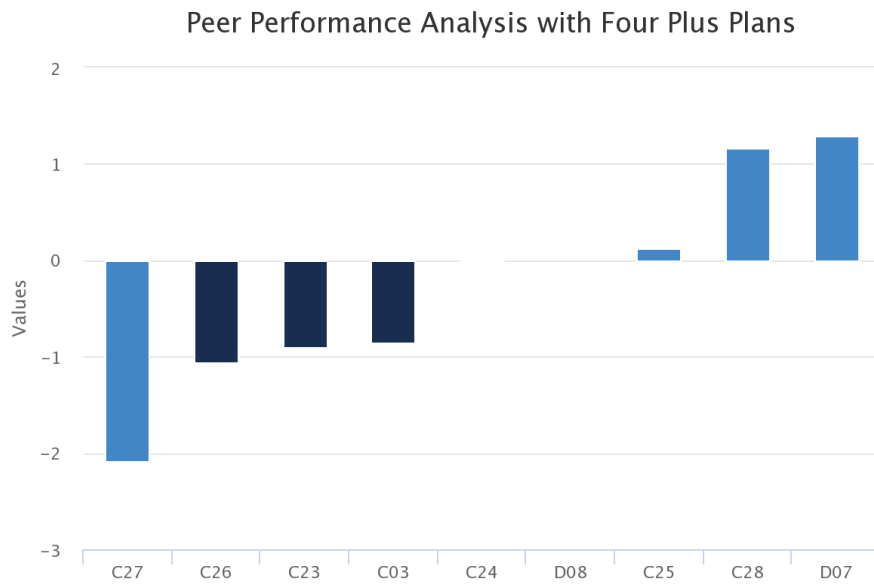


Peer Review:

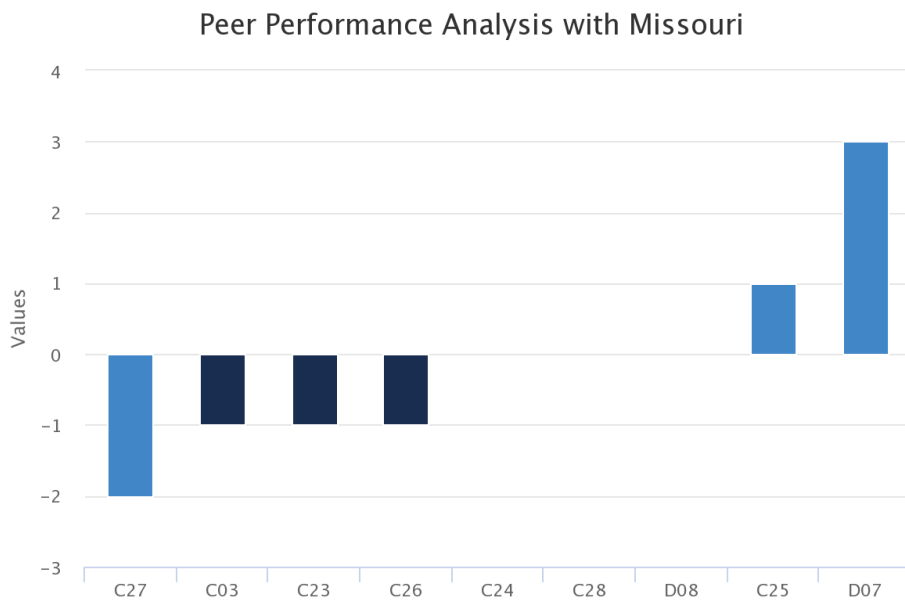
CAHPS

Peer Review: CAHPS

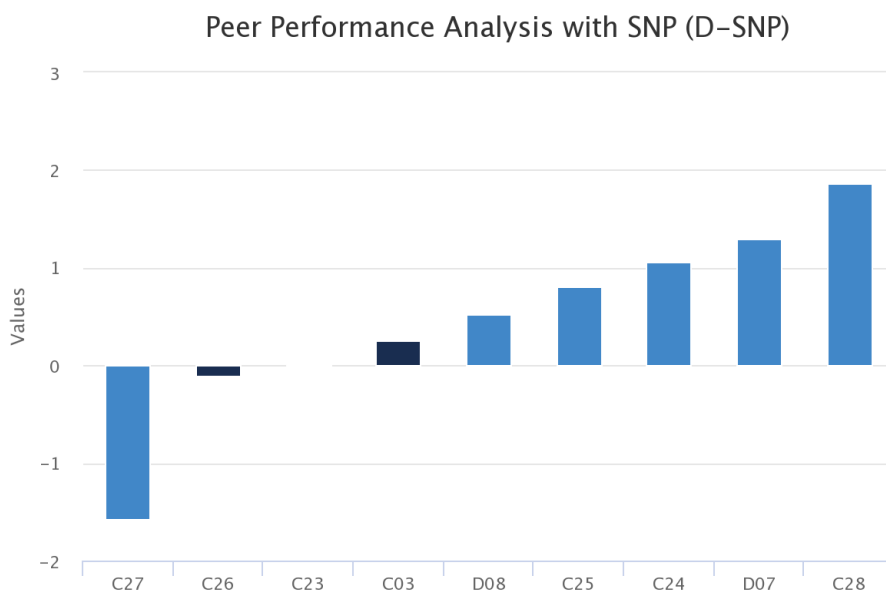
The chart below shows the **CAHPS measures** for this contract and how they performed (on a Star rating basis) compared to the average of **all 4+ rated plans in market.**



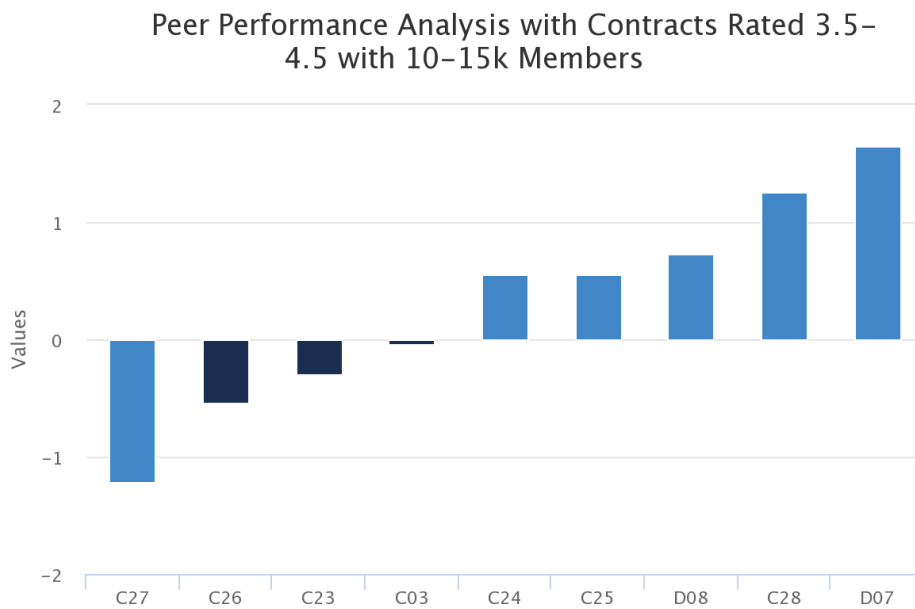
The chart below shows the **CAHPS measures** for this contract and how they performed (on a Star rating basis) compared to the average of the **all rated contracts in your state.**



The chart below shows the **CAHPS measures** for this contract and how they performed (on a Star rating basis) compared to the average of **all rated D-SNP contracts in market**.



The chart below shows the **CAHPS measures** for this contract and how they performed (on a Star rating basis) compared to the average of **all contracts rated 3.5 - 4.5 with between 10,000 and 15,000 members.**



Downloadable Excel Spreadsheets

[Sample Contract's Peer Comparable Analysis Details](#)